

Staffordshire's **VitalSigns** 2015

Staffordshire
Community Foundation



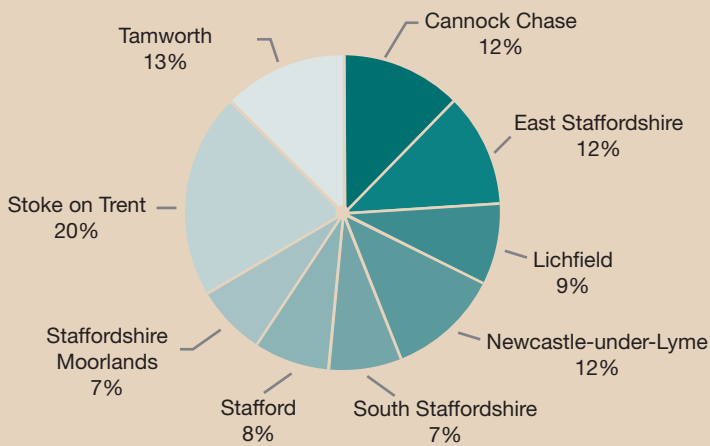
We've produced a report to show how Staffordshire compares to the rest of the country across 6 key themes. The grades indicate priorities for action.

What the grades mean

- A - Everything is great
- B - Things are going well
- C - OK but can be improved
- D - Things are not going well
- E - Things are going badly

Vital Signs Theme	Page	Grade
Fairness	2	D
Housing	3	C
Arts & Culture	4	D
Strong Communities	5	B
Healthy Living	6	C
Older People	7	C


Child Poverty



- Of children living in poverty in Staffordshire, a fifth of them are in Stoke on Trent.
- South Staffordshire and the Staffordshire Moorlands have the lowest numbers, with just 7% in each district.

Local Services

Average distance to access local services (km)

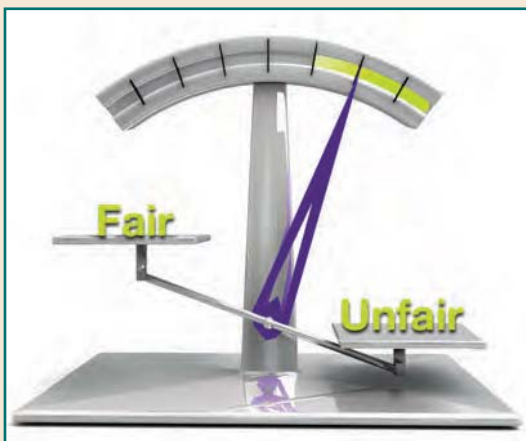


Stoke on Trent and Tamworth, as more urban areas, are far closer to local facilities than the more rural areas of the county.

Residents in South Staffordshire and the Staffordshire Moorlands have to travel twice as far to reach a doctor, post office or the local shops.

Fairness & Equality

Salaries



- Over the last 12 months, salaries in Cannock Chase, East Staffordshire, Stoke on Trent and Tamworth have all risen above the average for the country and the West Midlands.
- Salaries in Newcastle-under-Lyme, Staffordshire Moorlands, South Staffordshire and Stafford have all fallen in relative terms.
- There has been no overall change in Lichfield.

Life Expectancy



- People in the county as a whole live longer than the average person in the country.....
- But there is a three year difference in the life expectancy of people in East Staffordshire, Newcastle-under-Lyme and Stoke on Trent compared to the rest of the county.

Affordability

Average House Prices for the districts of Staffordshire

Area Name	House Prices: average (2014)	Affordability: Score (2013)
Cannock Chase	£141,223	110.75
East Staffordshire	£160,675	104.9
Lichfield	£222,946	102.53
Newcastle-under-Lyme	£142,638	110.45
South Staffordshire	£200,959	101.01
Stafford	£182,666	107.93
Staffordshire Moorlands	£156,581	111.09
Stoke on Trent	£101,772	123.16
Tamworth	£149,262	111.25

- The average house price in England & Wales in 2014 was £242,097.
- The figure for the West Midlands region was nearly 14% lower, at £171,530.
- The average house price in Staffordshire was £154,140 - £87,957 lower than the average for the UK and £17,389 lower than the West Midlands average.

Owner Occupied/ Rented Homes



On average more people in Staffordshire own their own home than in the rest of England & Wales.

Except for Stoke on Trent which has a higher proportion of rented homes.



Housing & Homelessness



Homelessness/ Rough Sleeping



FACT

- It is estimated there are 33 rough sleepers in Staffordshire.
- 15 of them are in Stoke on Trent

Waiting Lists

Area Name	Percentage of homes on waiting list
Cannock Chase	3.19
East Staffordshire	4.39
Lichfield	3.82
Newcastle-under-Lyme	3.58
South Staffordshire	1.22
Stafford	2.6
Staffordshire Moorlands	3.47
Stoke on Trent	1.27
Tamworth	5.46
Staffordshire	2.89
West Midlands	5.91
England	6.2

This table shows that all 9 districts within Staffordshire are below the National average for the proportion of households on Local Authority Waiting lists. Stoke on Trent is best in the district with the lowest amount of households on waiting lists.

Local Amenities

District	Amenities score (2013)	Rank within Staffordshire
Stoke on Trent	447.79	1
Tamworth	313.71	2
Cannock Chase	165.43	3
Newcastle-under-Lyme	87.41	4
Lichfield	76.49	5
East Staffordshire	73.04	6
Staffordshire Moorlands	64.93	7
South Staffordshire	51.98	8
Stafford	47.76	9

- The overall Amenities Score is based on the provision of local facilities, including theatres, shops, hotels, cafes, cinemas and other leisure facilities.
- Stoke on Trent scores higher than any other area with a score of 30% more than Tamworth and nearly 10 times higher than Stafford which is the lowest ranking area.

Arts Engagement

District	Arts Engagement (%)
Stafford	50.8
Lichfield	48.8
East Staffordshire	47.2
South Staffordshire	43.5
Staffordshire Moorlands	42.8
Newcastle-under-Lyme	39.4
Tamworth	37
Cannock Chase	34.5
Stoke on Trent	31.3
Staffordshire	40.75
West Midlands	41
England	44.65

- More than half of people in Stafford borough engage in the arts, which could include theatre, music, dancing or community arts.
- In Stoke on Trent less than a third take part.
- Stafford, Lichfield and East Staffordshire all have a higher participation rate than the national average.

Arts & Culture

Satisfaction with Local Amenities



- More than half the people in Staffordshire are happy with the amount of parks and open spaces.
- Nearly 60% of people in Stoke on Trent and Newcastle-under-Lyme are happy with the number of theatres and cultural amenities, but this number falls by more than a third for other areas of Staffordshire.
- Less than half the people of the county as a whole think there are enough sporting facilities.

Arts Facilities



- Although fewer people in Stoke on Trent engage with the arts, the provision is far higher. Stoke on Trent is ranked 64th nationally for the level of provision, meaning it has more facilities than any other area of the county.
- Stafford has the lowest provision, coming 334th nationally.

Wellbeing

Rank within Stafford	District	National Rank
1	Staffordshire Moorlands	2
2	South Staffordshire	8
3	Lichfield	45
4	Cannock Chase	125
5	Tamworth	173
6	East Staffordshire	188
7	Stafford	203
8	Newcastle-under-Lyme	222
9	Stoke on Trent	292

- Wellbeing gives an indication of how happy people are overall, based on a range of factors, including their local environment, their employment and their home life.
- People in the Staffordshire Moorlands have the greatest sense of wellbeing in Staffordshire, and the second happiest in the country.
- People in Stoke on Trent are the least happy, coming 292nd out of 320.

Electoral Turnout

Parliamentary Constituency	% Turnout
Stoke-on-Trent North	51.26
Stoke-on-Trent Central	54.1
Stoke on Trent South	57.43
Cannock Chase	63.19
Newcastle-under-Lyme	63.58
Burton	65.08
Tamworth	65.59
Staffordshire Moorlands	67.48
South Staffordshire	68.15
Lichfield	69.33
Stone	69.84
Stafford	70.98
Stafford as a Whole	63.35

Electoral turnout can be a good indicator of how 'involved' people feel in their local communities.

At the last general election nearly two thirds of those people eligible to vote in Staffordshire did so.

This ranged from over 70% in Stafford, to just above half in Stoke on Trent North.

Strong Communities



Volunteering



- People in Staffordshire are far more likely to engage in volunteering than elsewhere in the country.
- The average for Staffordshire is 9% of people volunteering with an organisation at least once a week. This is slightly higher than the country as a whole and nearly 2% higher than the West Midlands.

Community Cohesion

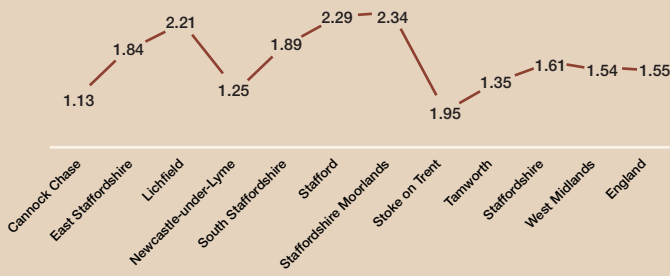


When asked about community cohesion — whether people think their neighbourhood is welcoming to others, whether people work well together for the area as a whole and whether people feel like they 'belong' — over 60% thought that they 'belonged' and that their neighbourhood was welcoming to others, a higher score than the West Midlands overall and higher than the national score.

However, less than 25% of people thought they were able to influence decisions that affect their local community, more than 3% lower than the country as a whole.

Distance from GP

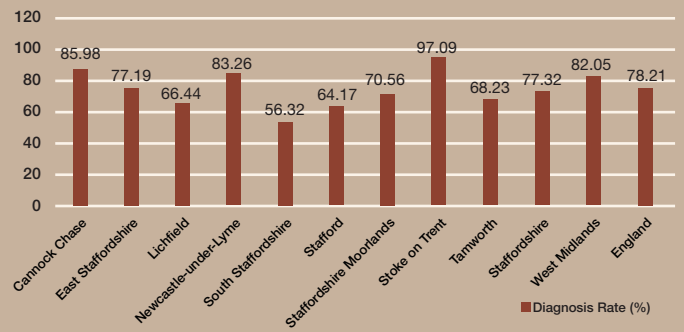
IMD: GP PROXIMITY (2010)



- Those people living in rural areas have to travel more than twice the distance to reach their closest GP.
- People in Stoke on Trent have less than a mile to travel, whereas people in the Staffordshire Moorlands have to travel more than 2 miles.
- As an average, people in Staffordshire have to travel further to a GP than the average person in the West Midlands, or in England as a whole.

Deaths due to Strokes & Heart Disease

Mortality Rate: Circulatory Disease (2011-2013)

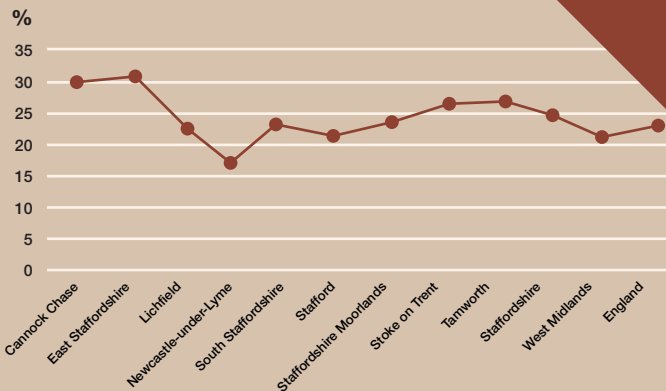


The mortality rate for diseases linked to circulatory disease are substantially higher in Stoke on Trent than any other area of the county. They are also far higher than regional and national averages.

Fewer deaths due to circulatory disease occur in South Staffordshire, Stafford and Lichfield.

Healthy Living

Obesity



- Across the West Midlands 21% of people are classed as obese. This figure rises to 24% in England.
- Newcastle-under-Lyme has a lower rate, performing the best in the county at 16%.
- Nearly a third of people (31%) in East Staffordshire are obese.

Substance Misuse



Across the country the number of young people engaging in some form of substance misuse, including illegal drugs, legal highs and alcohol abuse is found to be 9.8%.

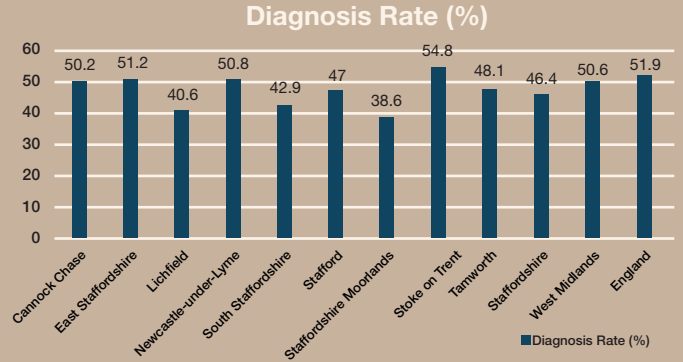
The average for Staffordshire is slightly higher at 9.85%....but the figure for Stoke on Trent is 10.5%, 0.8% higher than other areas of the county.

Older People & Deprivation



- Around 32,300 (15%) of people aged 60 and over in Staffordshire are deemed to be living in income deprived households. This is lower than the England average (18%).
- Around one in ten people aged 65 and over are in employment which is similar to the England average.
- Older people in Staffordshire are more likely to live in fuel poverty than in other areas of the country. The Staffordshire figure is 12% of fuel poor households, compared to 10% nationally.

Diagnosis of Dementia



Recent figures suggest that 1 in 3 people born today will suffer from dementia as they get older, and so an early diagnosis is more important than ever.

The diagnosis rate in Stoke on Trent is the best in the county, and higher than both the regional and national average.

Staffordshire Moorlands has the lowest diagnosis rate, at just 38.6%.

Older People



Independence



- More older people in Staffordshire are supported to live independent lives than elsewhere in the region. The average figure for the West Midlands is 98.12, below the Staffordshire average of 98.61 and the Stoke on Trent average of 99.46.
- 82% of people manage to live independent lives, higher than the national average of 75.7 and the regional average of 75.84.

Volunteering



Volunteering is a useful way for older people to remain engaged with their community. It can help them to socialise and rebuild strong friend networks that may have been affected since leaving work.

As with volunteering generally, Staffordshire out performs both the region and England when it comes to volunteering rates.

The average rate for the West Midlands is 3.19%, higher than the national average at 3.01%. The Staffordshire average is 3.75%.

Staffordshire's VitalSigns

Staffordshire
Community Foundation

The Staffordshire Community Foundation is a local independent charity that works to alleviate poverty and disadvantage across Staffordshire.

We give grants to local voluntary groups and people who are trying to effect change in their communities.

We build endowment funds, helping those people who want to give something back to gain the opportunity to make a difference on a grassroots level.

We help local businesses to contribute to their local area through the provision of a tailored Corporate Social Responsibility package.

We help the community to engage with local business and local authorities.

To learn more about Vital Signs for Staffordshire, please visit the website:

www.staffsfoundation.org.uk/vitalsigns

If you want to learn more about our work, or you want to give something back to your local community, please get in touch .

Staffordshire Community Foundation

Communications House
University Court
Staffordshire Technology Park
Stafford
ST18 0ES

T: 01785 339540

E: office@staffsfoundation.org.uk

W: www.staffsfoundation.org.uk

Last year we awarded over
£1,000,000
to Staffordshire's communities

We made awards to sports clubs, social clubs, job programmes, health groups and many many more

We helped over 70,000 people to improve their lives

Data in this report is taken from the Vital Issues Report 2015 available from Staffordshire Community Foundation